

EVBox Ultroniq

ultra rýchla nabíjacia stanica














EVBOX

Nabitie do 400 km menej než za 15 min (350 kW)

Je vybavená výkonom 175 kW až 350 kW, a poskytuje až 500 A kontinuálne (môže poskytnúť 360 A do dvoch áut súčasne)

Poskytuje výnimočné užívateľské skúsenosti s ergonomickými samonavíjacími káblami s dĺžkou 4,5 m.

Plne spoľahlivá a vyrobená s chladiacou jednotkou, kvapalinou chladenými káblami a vysokoodolným obalom.

-  175–350 kW
fast charging capacity
-  Anti-glare, color touchscreen
with 4 languages
-  Flexible architecture
-  Tariff settings
-  Universally compatible
-  Roaming
-  Auto-retractable cables
-  Easy transportation,
installation and maintenance
-  Advanced cooling
and heating system
-  Remote maintenance
-  3-year warranty Liquid
-  cooled cable Smart
-  charging capable

evbox.com



DC-HPC Product portfolio



EVBox Ultroniq Power Unit 375 A (PU)

- This station does not include any charging connectors
- This station must be connected to a EVBox Ultroniq User Unit
- Equipped with an AC / DC converter
- Equipped with a DC controller
- Equipped with integrated energy meters
- Equipped with independent AC and DC electrical protections



EVBox Ultroniq User Unit 200 A (UU)

- Up to 175 kW / 950 V
- This station must be connected to a EVBox Ultroniq Power Unit
- Includes a charging connector
- Does not include an AC / DC converter
- Equipped with an HMI controller
- Equipped with a dry cable
- Available with both CCS2 and CHAdeMO connectors



EVBox Ultroniq User Unit 500 A (UU)

- Up to 350 kW / 950 V
- This station must be connected to a EVBox Ultroniq Power Unit
- Includes a charging connector
- Does not include an AC / DC converter
- Equipped with an HMI controller
- Equipped with a part of the pumping system for cooled cable (the other part of the pumping system is included in the cooling system)
- Equipped with a cooled cable
- Available with both CCS2 and CHAdeMO connectors



Cooling Unit (CU)

- This unit is used to cool down charging cables when the current is higher than 200 A
- This unit can be connected to two EVBox Ultroniq User Units



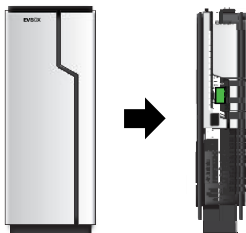
Product configurations



Configuration A

1 x EVBox Ultroniq Power Unit 375 A + EVBox Ultroniq User Unit 200 A*

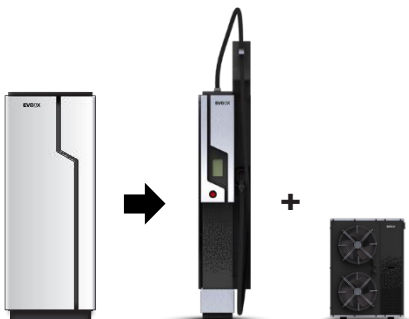
EVBox Ultroniq 175 kW / 200 A



Configuration B

1 x EVBox Ultroniq Power Unit 375 A + EVBox Ultroniq User Unit 500 A**

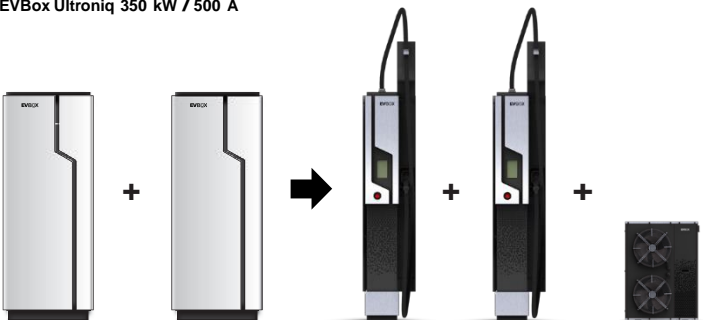
EVBox Ultroniq 175 kW / 375 A



Configuration C

2 x EVBox Ultroniq Power Unit 375 A + EVBox Ultroniq User Unit 500 A***

EVBox Ultroniq 350 kW / 500 A



More configurations are available thanks to the flexible architecture.

*One PU 375 A together with a UU 200 A will provide up to 950 V / 200 A / 175 kW. This means the charger can deliver up to 175 kW to cars with a 950 V battery and 100 kW to cars with a 500 V battery. ** One PU 375 A together with a UU 500 A and a Cooling Unit will provide up to 950 V / 375 A / 175 kW. This means the charger can deliver up to 175 kW to cars with a 500 V or 950 V battery. ***Combining two PU 375 A together with a UU 500 A and a Cooling Unit will provide up to 950 V / 500 A / 350 kW. This means the charger can deliver up to 350 kW to cars with a 950 V battery and 250 kW to cars with a 500 V battery. By having 2 UU 500 A, two cars can charge simultaneously at 175 kW with CCS2 (375 A).

General specifications



Charging modes

Mode 4 (DC charging)

CHAdeMO up to 500 V / 200 A / 100 kW
CCS2 up to 950 V / 200 A / 175 kW
CCS2 up to 950 V / 375 A / 175 kW
CCS2 up to 950 V / 500 A / 350 kW

Connector type

Mode 4

CCS2 and CHAdeMO dry cable (UU 200)
CCS2 and CHAdeMO cooled cable (UU 500)

Cable length

Mode 4

4.5 m with auto-retractable cable

Structure and physical properties

Enclosure material

Enclosure ratings

Ambient temperature

Storage temperature

Operating humidity

Enclosure fire ratings

Cooling

Mounting method

Maximum installation height

Galvanized steel (structure), aluminum (casing), stainless steel (feet)
IP54 / IK10
-30°C to +50°C
-40°C to +70°C
5% to 95% non-condensing
M3 (NF P 92-501)
Forced ventilation
Floor / Ground (optional with clamping-sealing kit)
< 2000 m

Dimension and weight - W x H x D

EVBox Ultroniq Power Unit 375 A

EVBox Ultroniq User Unit 200 A

EVBox Ultroniq User Unit 500 A

Cooling Unit

705 x 1920 x 930 mm / 1260 kg
331 x 1895 x 467 mm / 88 kg
825 x 1920 x 465 mm / 250 kg
900 x 940 x 370 mm / 75 kg

Connectivity

Authorization

Status indication / HMI

Communication standard

Communication protocol

RFID/NFC (ISO 14443, ISO 18092, ISO 15693, ISO 18000-3, Calypso, Mifare Ultralight C, Classic, Desfire)
RGB LED Indicators / 7" anti-vandalism LCD touch screen
GPRS/3G modem and Ethernet
OCPP 1.5 S and 1.6 J

Certifications

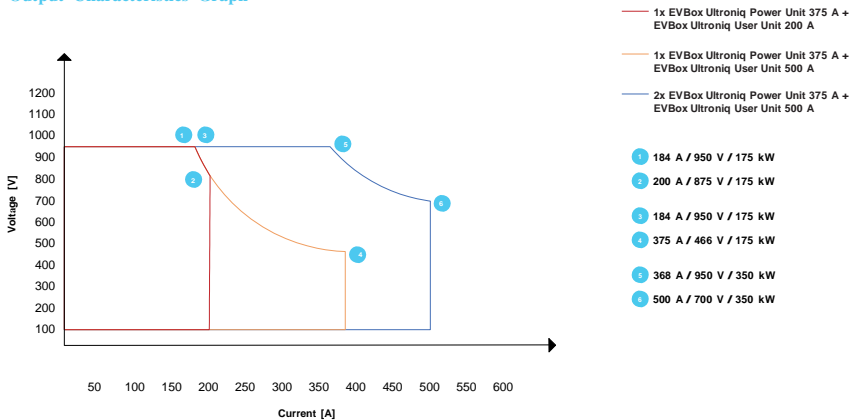
CE, EMC Directive 2014/30/EU, Low Voltage Directive 2014/35/EU, EN/IEC 61851-1, EN/IEC 61851-21-2, EN/IEC 61851-23, DIN 70121, ISO15118, CHAdeMO

Electrical properties



	Configuration A EVBox Ultroniq 175 kW / 200 A	Configuration B EVBox Ultroniq 175 kW / 375 A	Configuration C EVBox Ultroniq 350 kW / 500 A
AC input (EVBox Ultroniq Power Unit 375 A)			
Voltage range	400 VAC +/- 10%		
Number of phases	3 P + N + PE		
Frequency	50 Hz		
Power factor	> 0.99		
Efficiency	95%		
Grounding system	IT, TT or TN-S		
Stand-by power consumption	100 W + 40 W	100 W + 40 W	100 W + 100 W + 40 W
Required power supply capacity	177 kVA	184 kVA	2 x (184 kVA)
Nominal input current	253 A	263 A	2 x (263 A)
DC output			
Maximum output power	175 kW	175 kW	350 kW
Output voltage range	50 VDC – 950 VDC	50 VDC – 950 VDC	50 VDC – 950 VDC
Maximum output current	184 A @ 950 V 200 A @ 875 V	184 A @ 950 V 375 A @ 466 V	368 A @ 950 V 500 A @ 700 V
Electrical protections			
Internal electrical protections	RCBO 30 mA Type A; MCB curve C/D; DC output fuses; 10 mA ground detector		
Required circuit breakers upstream	Adjustable MCCB, set to: $I_o = 270 \text{ A} / I_{sd} = x 10 \text{ \& RCD 300 mA,}$ Type A, HI, (S)		2 x (Adjustable MCCB, set to: $I_o = 270 \text{ A} / I_{sd} = x 10 \text{ \& 2 x}$ (RCD 300 mA, Type A, HI, (S))

Output Characteristics Graph



Copyright © 2019 EVBox Manufacturing B.V. EVBox® and the EVBox logo are registered trademarks. All rights reserved. EVBox has compiled this document to the best of its knowledge but does not warrant that all information provided is error-free; EVBox does not accept liability in that respect. All specifications are approximates only. The limited warranty conditions are stated in the applicable EVBox general terms and conditions. EVBPI_DC350_EN_072019 © EVBox Manufacturing B.V.

EVBox Manufacturing B.V.
Fred. Roeskestraat 115
1076 EE Amsterdam
The Netherlands
evbox.com/support